

Understanding Your Child's Confidential Student Report (CSR)

A Guide for Parents

STAAR 3–8 Assessments (including STAAR Spanish, STAAR L, and STAAR A)

Grade 3*	Grade 4*	Grade 5*	Grade 6	Grade 7	Grade 8
Reading	Reading	Reading	Reading	Reading	Reading
	Writing			Writing	
Mathematics**	Mathematics**	Mathematics**	Mathematics**	Mathematics**	Mathematics**
		Science**			Science**
					Social Studies**

*Assessments available in Spanish.

**Linguistically accommodated version (STAAR L) available.

WHAT IS STAAR?

The State of Texas Assessments of Academic Readiness (STAAR®) is the testing program for students in Texas public schools. The assessments are based on the Texas Essential Knowledge and Skills (TEKS), the state-mandated curriculum. The curriculum contains the content and skills students need to learn in order to be successful in the current grade and to make academic progress from year to year. Each STAAR assessment measures what students are learning in a specific grade. STAAR L is a version of STAAR for students who are learning English. STAAR L uses linguistic accommodations to help students understand the language of the tests so that they can demonstrate their knowledge and skills. STAAR A is an online accommodated version of STAAR. It provides embedded supports designed to help students with disabilities access the content being assessed.

WHAT IS THE PURPOSE OF THIS PARENT GUIDE?

Every child who takes a STAAR test gets a report showing his or her test results. This report is called the Confidential Student Report, or CSR for short. Carefully reviewing your child's test results can help you identify where your child is doing well and where he or she needs to improve.

This parent guide is based on a sample CSR for grade 7. You will notice that the grade 7 CSR on the next page shows test results for three subject areas: reading, mathematics, and writing. If your child took these subject-area tests at a different grade, his or her results will be reported in the same way as they are at grade 7. If your child took a science or social studies test, his or her test results will be reported in a similar way as the results for reading and mathematics. So no matter what grade your child is in, this grade 7 sample report will help you understand your child's actual test results.

WHAT ARE THE PERFORMANCE LEVELS FOR STAAR?

The STAAR assessments have three categories for performance. The categories are Level III: Advanced Academic Performance, Level II: Satisfactory Academic Performance, and Level I: Unsatisfactory Academic Performance. Your child's performance level is indicated for each assessment he or she took.

If your child's report shows a "YES" under Level III: Advanced, he or she performed at a level that was well above passing. Performance in this category indicates that students are well prepared for the next grade and are highly likely to be successful in that grade.

If your child received a "NO" under Level III: Advanced but a "YES" under Level II: Satisfactory, he or she performed at a level that was at or above passing. Performance in this category indicates that students are sufficiently prepared for the next grade and are likely to be successful in that grade. However, students in this category may need some additional instruction focused on the content and skills that were difficult for them.

If your child's report shows a "NO" under Level II: Satisfactory, he or she performed at a level that was below passing. Performance in this category indicates that students are not adequately prepared for the next grade and are not likely to succeed in that grade without significant and ongoing instructional support.

Explanation of Results

A Reporting Categories

The content and skills tested on each STAAR assessment are grouped together. Each group is called a reporting category. The categories for each subject are listed in this column.

B Items Correct and Items Tested

The Items Correct column shows the number of questions your child answered correctly for each reporting category. The Items Tested column shows the total number of questions tested for each reporting category.

C Percent Correct

The shaded bars show the percentage of questions your child answered correctly for each reporting category.

D Writing Performance Results

On the writing test, your child wrote two compositions and answered multiple-choice questions related to revision and editing. In addition to the number and percent of multiple-choice questions your child answered correctly, your child's score on each composition is shown. For the written composition section of the writing results, the first column lists the types of compositions your child wrote. The second column shows the points your child earned on each composition. The third column shows the total points possible on each composition. The final column describes the score, showing the level of writing performance your child demonstrated on each composition.

E Student's Scale Score

This is your child's scale score, which shows his or her performance on the test. The STAAR scale score lets you compare your child's score with the Satisfactory and Advanced performance levels. The scale score indicates how far above or below these performance levels your child's achievement is.

F Test Information


This column shows whether your child took a specific version of a STAAR test. Different letters indicate different versions: *s* for STAAR Spanish, *l* for STAAR L, *a* for STAAR A, and *b* for braille. If there is not a letter in this column, your child took the general version of the STAAR assessment.

G Level II: Satisfactory and Level III: Advanced

To the right of the scale score, the "YES" or "NO" shows whether your child achieved Level II: Satisfactory or Level III: Advanced on the test.

H Progress Measure

The STAAR Progress Measure gives you information about how much your child has improved in a subject area. For reading and mathematics, this measure is based on a comparison of your child's score last year with his or her score this year. For writing, this measure is based on a comparison of your child's score on the grade 4 assessment with his or her score on the grade 7 assessment. For English language learners, an English Language Learner (ELL) Progress Measure is reported. This progress measure provides information about whether your child has made progress toward passing STAAR. The ELL



STATE OF TEXAS ASSESSMENTS OF ACADEMIC READINESS
Confidential Student Report
GRADE 7

FIRSTNAME I. LASTNAME
Date of Birth: mm/dd/yy
Student ID (PEIMS): *****9999
Local Student ID: 999999999

District: 999-999 DISTRICT NAMEXX
Campus: 999 CAMPUS NAMEXXXX
Class Group: CLASS GROUP NAME

Report Date: MONTH YEAR
Date of Testing: SEASON YEAR
Grade: 7

How did Firstname do on the grade 7 assessments?

READING

Reporting Categories	Items Correct	Items Tested	Percent Correct
1. Understanding/Analysis Across Genres	7	10	<div style="width: 70%; background-color: #cccccc; border: 1px solid black;"></div>
2. Understanding/Analysis of Literary Texts	18	21	<div style="width: 86%; background-color: #cccccc; border: 1px solid black;"></div>
3. Understanding/Analysis of Informational Texts	10	19	<div style="width: 53%; background-color: #cccccc; border: 1px solid black;"></div>
TOTAL	35	50	

MATHEMATICS

Reporting Categories	Items Correct	Items Tested	Percent Correct
1. Probability and Numerical Representations	7	9	<div style="width: 78%; background-color: #cccccc; border: 1px solid black;"></div>
2. Computations and Algebraic Relationships	14	20	<div style="width: 70%; background-color: #cccccc; border: 1px solid black;"></div>
3. Geometry and Measurement	13	16	<div style="width: 81%; background-color: #cccccc; border: 1px solid black;"></div>
4. Data Analysis and Personal Financial Literacy	6	9	<div style="width: 67%; background-color: #cccccc; border: 1px solid black;"></div>
TOTAL	40	54	


WRITING

Written Composition Scores	Weighted Score	Points Possible	Score Description
1. Composition			Compositions are scored on a 4-point scale by two readers
Expository	14	16	Between Satisfactory and Accomplished (summed score: 7 out of a possible 8)
Personal Narrative	10	16	Between Basic and Satisfactory (summed score: 3 out of a possible 8)
TOTAL COMPOSITION SCORE	24	32	
Multiple-Choice Scores	Items Correct	Items Tested	Percent Correct
2. Revision	10	16	<div style="width: 63%; background-color: #cccccc; border: 1px solid black;"></div>
3. Editing	18	24	<div style="width: 75%; background-color: #cccccc; border: 1px solid black;"></div>
TOTAL MULTIPLE-CHOICE SCORE	28	40	
TOTAL	52	72	

READING

Info	Test Date	Scale Score	Level II: Satisfactory	Level III: Advanced	STAAR Progress Measure
	SPRING 2015	1640	YES	NO	Met

Student's Scale Score



◆ = Level II: Satisfactory Academic Performance: 1556
★ = Level III: Advanced Academic Performance: 1753

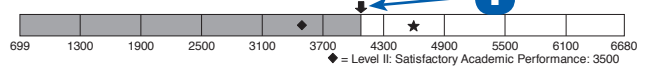
MATHEMATICS

Info	Test Date	Scale Score	Level II: Satisfactory	Level III: Advanced	STAAR Progress Measure
	SPRING 2015	NO STANDARDS ESTABLISHED			

WRITING

Info	Test Date	Scale Score	Level II: Satisfactory	Level III: Advanced	STAAR Progress Measure
	SPRING 2015	4100	YES	NO	Met

Student's Scale Score



◆ = Level II: Satisfactory Academic Performance: 3500
★ = Level III: Advanced Academic Performance: 4602

Para ver las calificaciones de su hijo en internet, visite la página: <http://www.TexasAssessment.com/students>. La clave de acceso individual es XXXXXX. Para obtener mayor información sobre STAAR, comuníquese con la escuela de su hijo.

To view your child's scores online, go to: <http://www.TexasAssessment.com/students>. The Unique Access Code is xxxxxx.

Document # 9999-99999 For more information about the STAAR tests, contact your child's school. mmdyyy-ZZZZZZZZ-CCCCCCCC-SSSSSS

progress measure is based on your child's level of English language proficiency and the amount of time he or she has attended school in the United States. This measure will help you better understand whether your child is making reasonable progress in acquiring on-grade-level academic skills based on his or her English proficiency and schooling. For more information about the STAAR and ELL progress measures, contact your child's school or visit TEA's website at <http://tea.texas.gov/student.assessment/parents>.

I Scale Score Bar

This bar shows how well students could perform on the test. The arrow shows where your child actually performed on the test. The scores needed to achieve Level II: Satisfactory and Level III: Advanced are also marked on the scale score bar.

J Student Data Portal

Through the student data portal, parents and students can access assessment information across test administrations and years. You may access the portal by using the web address and student access code that are listed at the bottom of your child's actual test report.